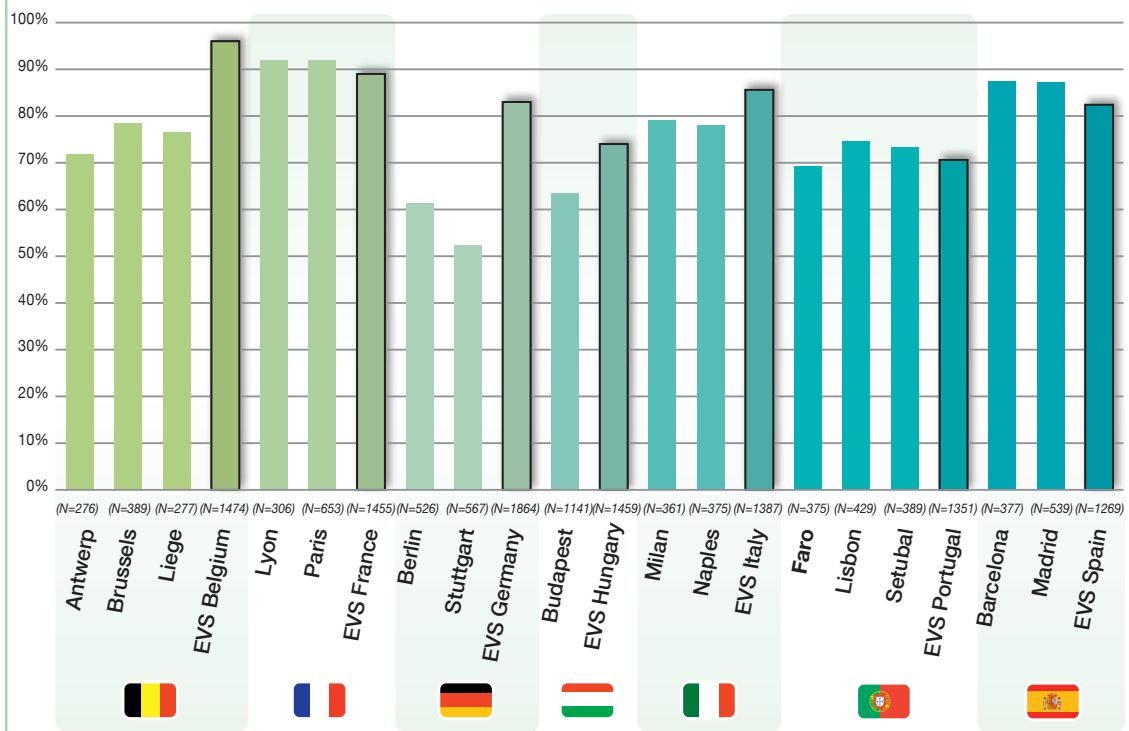
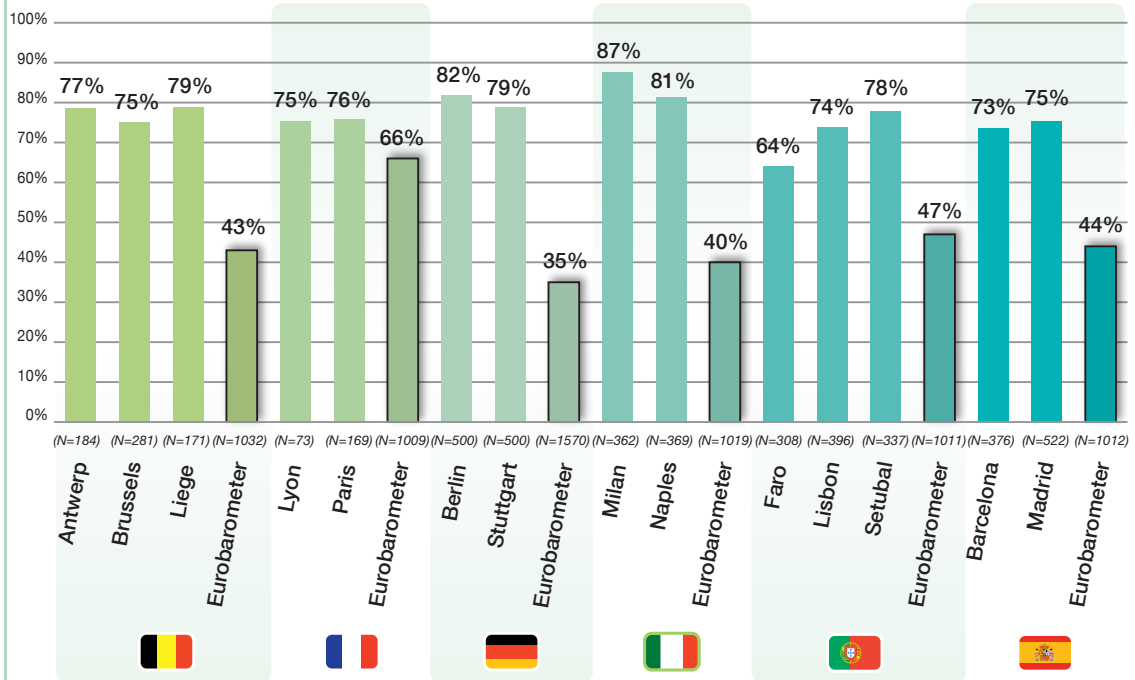


Figure 15. Would you vote if there was a general election tomorrow?



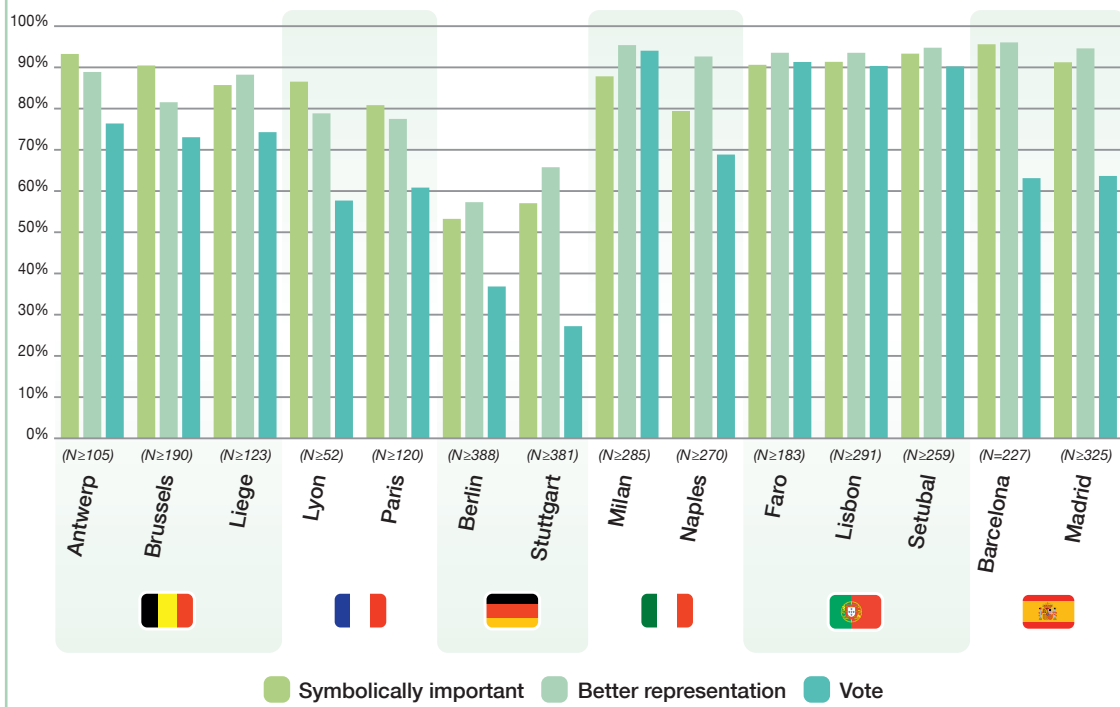
Note: 'Don't knows' below 6% except for Antwerp (11%), Berlin (11.9%), Milan (8%), Naples (6.5%), Barcelona (6.5%).

Figure 16. Do you think we need more MPs with an immigrant background?



Note: 'Don't knows' are generally high on this question: Antwerp (9.9%), Brussels (10.1%), Liege (13%), Berlin (16.2%), Stuttgart (16.3%), Milan 8.4%), Naples (7.5%), Faro (22.8%), Lisbon (12.3%), Setubal (16.7%), Barcelona (8.4%), Madrid (9.8%). Budapest was excluded from the analysis as the concept of a MP with an immigrant background was easily misinterpreted.

Figure 17. Why do you want more MPs with an immigrant background?

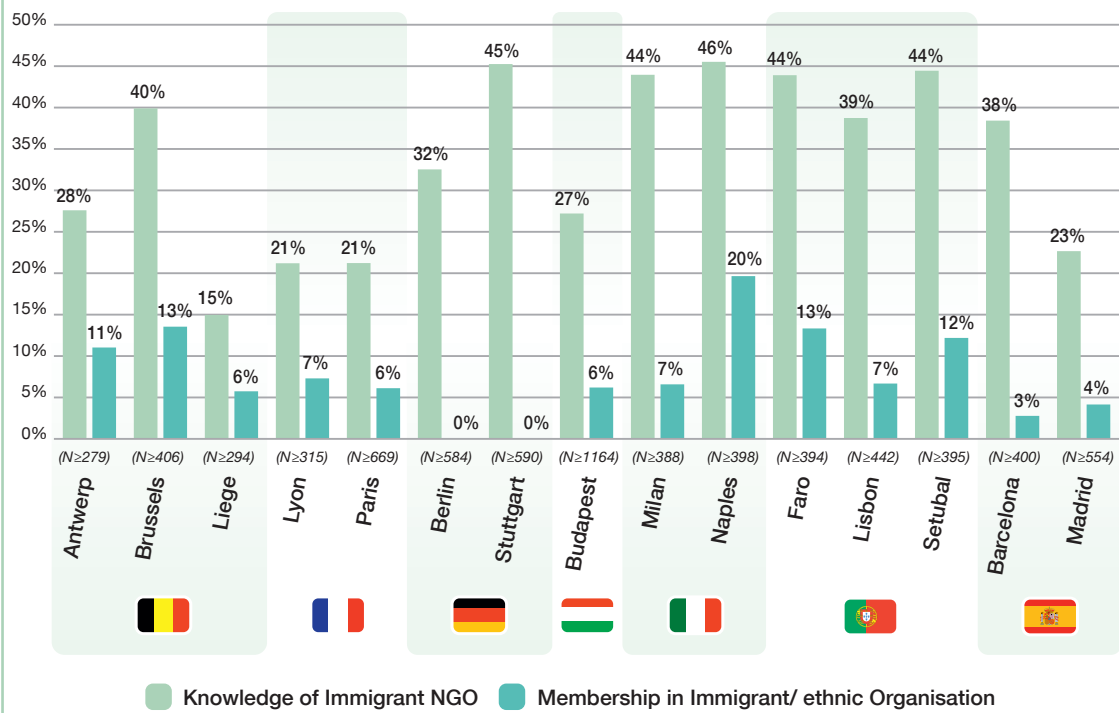


Note: Don't knows below 6% except for Antwerp ($\geq 26.4\%$), Brussels ($\geq 10\%$), Liege ($\geq 8.2\%$), Milan ($\geq 9.5\%$), Naples ($\geq 9.6\%$), Barcelona ($\geq 15.9\%$), Madrid ($\geq 16.1\%$). Budapest was excluded from this question as the scientific partners reported that the concept of an MP with an immigrant background is easily misinterpreted.

TABLE 3: MEMBERSHIP OF TRADE UNIONS AND POLITICAL ORGANISATIONS

		Trade Unions		Political Org.	
		ICS 2011	EVS 2008 (N=11.102)	ICS 2011	EVS 2008 (N=11202)
Belgium	Antwerp (N=279)	11,8%	15,1%	7,6%	4,1%
	Brussels (N=408)	19,6%		9,8%	
	Liege (N=296)	19,9%		3,0%	
France	Lyon (N=315)	5,1%	5,4%	1,9%	2,8%
	Paris (N=670)	9,1%		4,3%	
Germany	Berlin (N=577)	1,4%	6,8%	0,3%	3,6%
	Stuttgart (N=580)	1,9%		1,7%	
Hungary	Budapest (N=1162)	4,5%	3,7%	2,2%	0,6%
Italy	Milan (N=396)	14,6%	5,5%	1,8%	3,7%
	Naples (N=398)	6,5%		3,2%	
Portugal	Faro (N=405)	1,2%	4,3%	1,2%	3,4%
	Lisbon (N=448)	0,7%		0,7%	
	Setubal (N=402)	4,2%		2,0%	
Spain	Barcelona (N=400)	2,7%	4,8%	0,5%	4,8%
	Madrid (N=554)	1,1%		0,5%	

Figure 18. Knowledge and membership of organisations



Note: 'Don't knows' below 5% except Antwerp (9.1%).